



មូលនិធិខ្មែរសម្រាប់ការសិក្សា

**CAMBODIAN EDUCATION EXCELLENCE FOUNDATION**

634 Oakwood Court, Westbury, NY 11590

(516) 974-9616

[www.ceefoundation.org](http://www.ceefoundation.org)

The CEE Foundation is a U.S.-registered 501(c) (3) not-for-profit organization, EIN# 02-0805551.  
Donations are tax-deductible to the fullest extent of the law.

---

## **Scholarship Awards**

**2007/08 – 2012/13**

## **Statistical and Graphical Presentation**

Prepared by

**Samudd Chhim**

**January 3, 2013**

**Table 1. Scholarship Awards, 2007/08 - 2012/13**

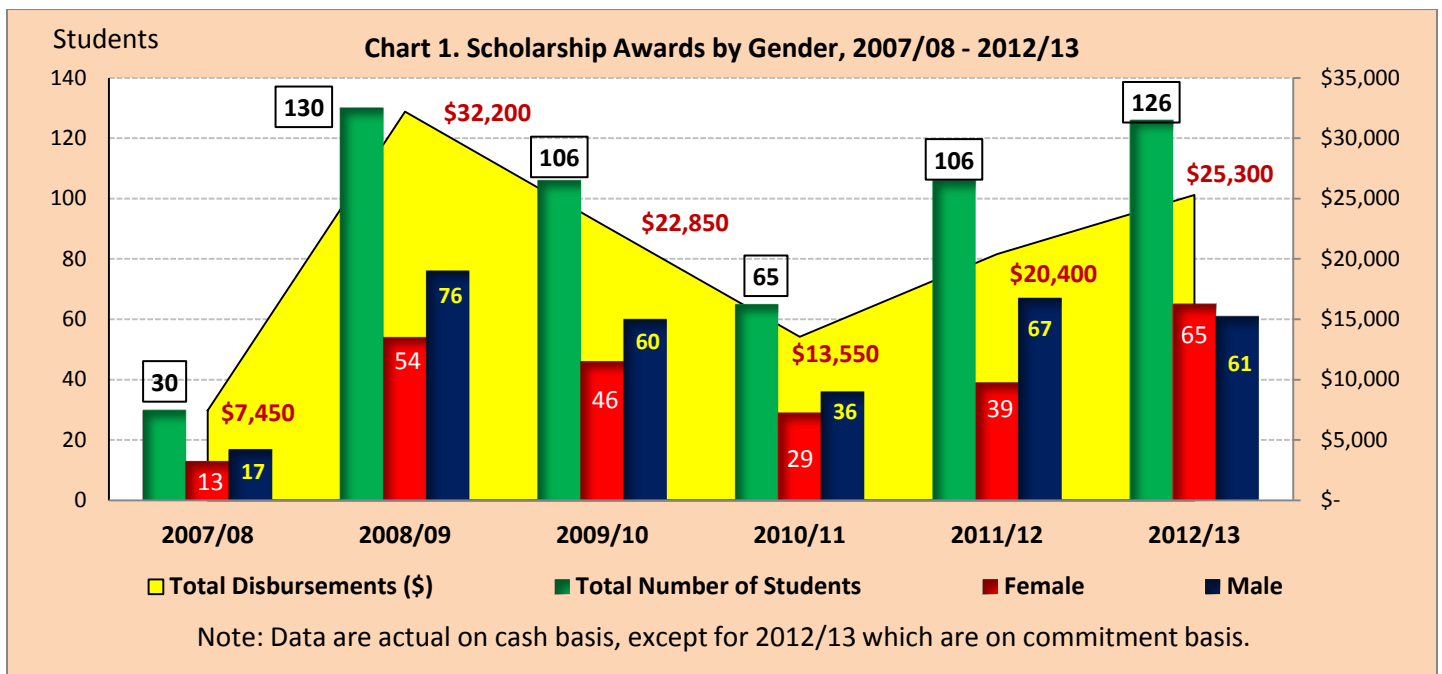
	2007/08 Actual		2008/09 Actual		2009/10 Actual		2010/11 Actual		2011/12 Actual		2012/13 Commitment	
	No. of Students	Amount (\$)	No. of Students	Amount (\$)	No. of Students	Amount (\$)	No. of Students	Amount (\$)	No. of Students	Amount (\$)	No. of Students	Amount (\$)
<b>TOTAL:</b>	<b>30</b>	<b>7,450</b>	<b>130</b>	<b>32,200</b>	<b>106</b>	<b>22,850</b>	<b>65</b>	<b>13,550</b>	<b>106</b>	<b>20,400</b>	<b>126</b>	<b>25,300</b>
<b><u>By Gender:</u></b>												
Female	13	3,500	54	13,550	46	10,200	29	5,950	39	7,700	65	13,100
Male	17	3,950	76	18,650	60	12,650	36	7,600	67	12,700	61	12,200
<b><u>By Type of Applicants:</u></b>												
New	30	7,450	107	26,500	19	3,950	17	3,100	57	10,900	75	15,100
Renewed	-	-	23	5,700	87	18,900	48	10,450	49	9,500	51	10,200
<b><u>By Type of Funding:</u></b>												
General Fund	5	1,000	72	16,700	71	14,850	50	10,100	95	18,300	90	18,000
Special Fund	25	6,450	58	15,500	35	8,000	15	3,450	11	2,100	36	7,300
<b><u>By City of Study:</u></b>												
Battambang	-	-	20	3,900	28	5,000	25	4,600	18	3,700	14	2,800
Phnom Penh	28	6,850	108	27,800	77	17,700	40	8,950	88	16,700	108	21,700
Takeo	-	-	1	300	1	150	-	-	-	-	-	-
Buriram (Thailand)*	-	-	1	200	-	-	-	-	-	-	-	-
Koh Kong	2	600	-	-	-	-	-	-	-	-	-	-
Sihanoukville	-	-	-	-	-	-	-	-	-	-	3	600
Svay Rieng	-	-	-	-	-	-	-	-	-	-	1	200
<b><u>By Year of Study:</u></b>												
Year 1	9	2,400	48	11,650	19	3,950	11	1,900	19	3,500	24	4,800
Year 2	10	2,500	34	8,550	36	7,650	14	2,700	31	6,100	34	6,800
Year 3	8	1,900	27	6,800	22	4,750	24	5,450	26	4,800	45	9,100
Year 4	3	650	21	5,200	22	5,300	12	2,800	22	4,500	18	3,600
Year 5	-	-	-	-	7	1,200	4	700	8	1,500	5	1,000

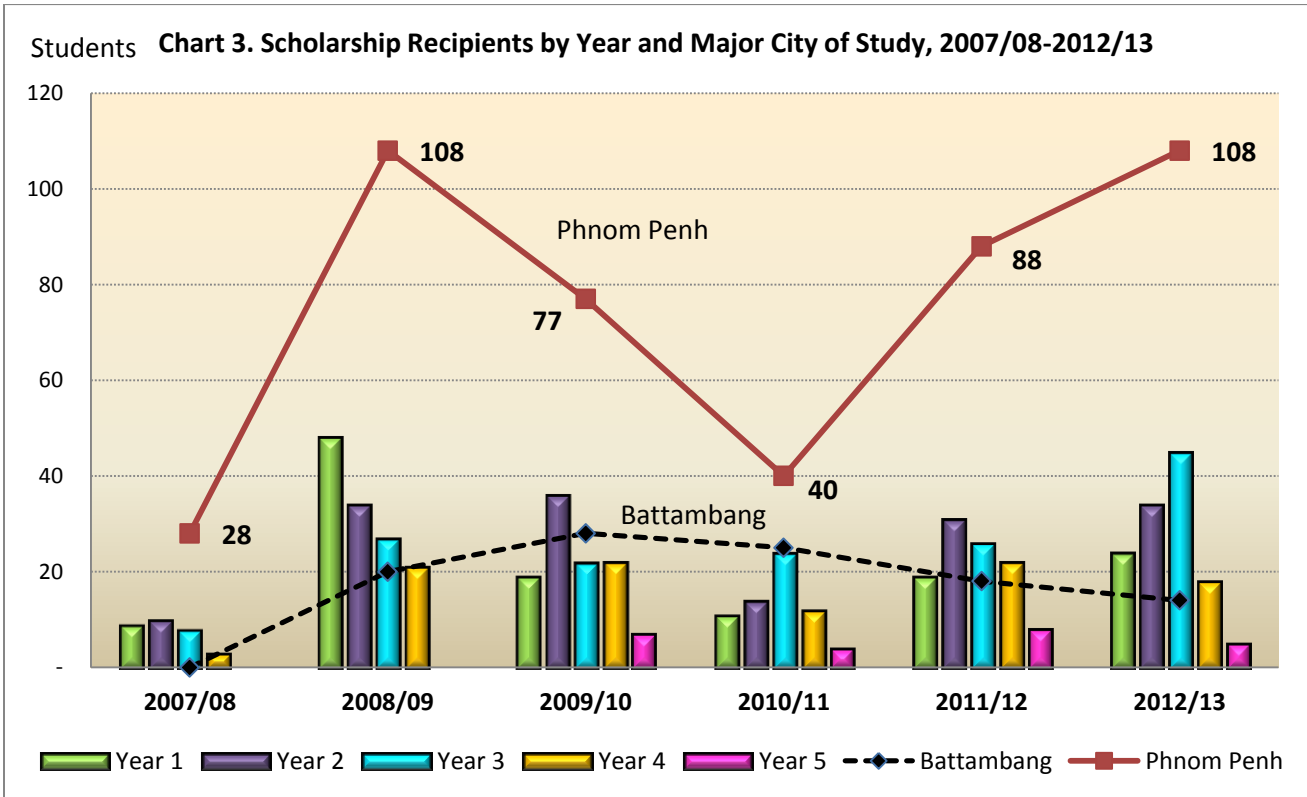
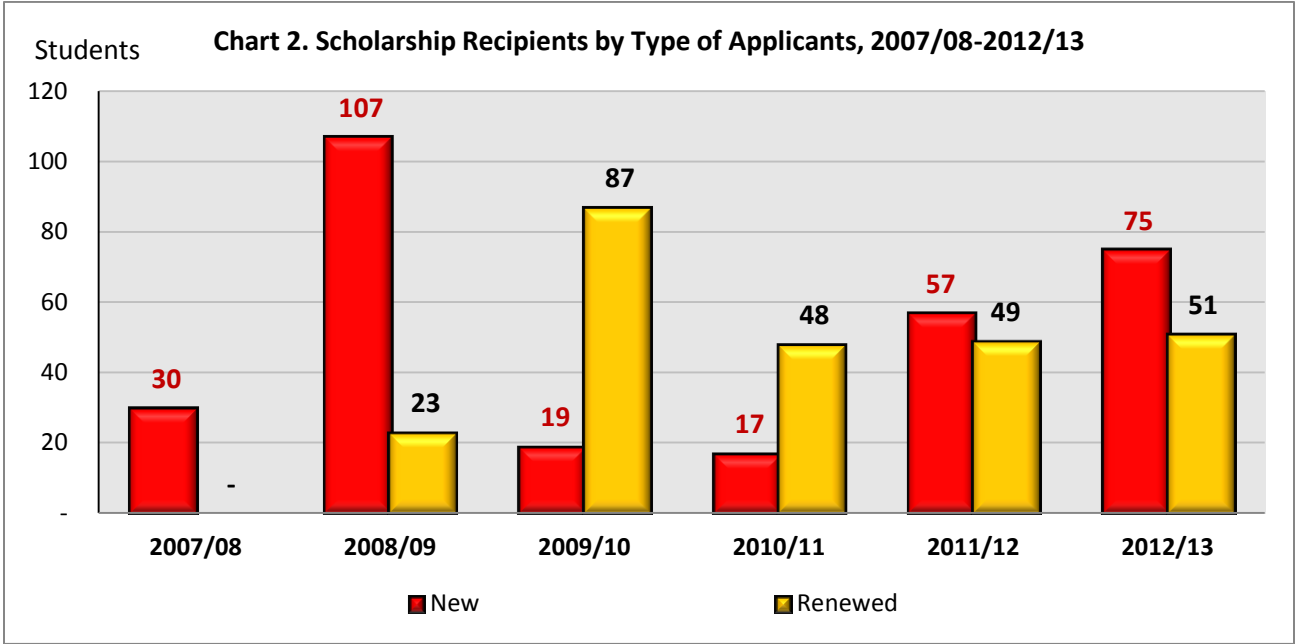
Sources: Data for 2007/08 - 2010/11 and 2012/13 are from Samudd Chhim; data for 2011/12 are from CEE Foundation – Cambodia (Chiep Tan and Vanroth Vann).

\*A renewed student, Heng Phanith – graduated in 2007 from Phni Meas High School, Takeo province – had received a scholarship from another organization to study computer science in Thailand in June 2008. Due to border problems between Cambodia and Thailand, this student had serious financial difficulties while continuing his study in Thailand. The selecting committee, on an exceptional basis, agreed to renew his scholarship award for the school year 2008-2009.

**Table 2. Shares of Scholarship Awards, 2007/08 - 2012/13 (% of total)**

	2007/08 Actual		2008/09 Actual		2009/10 Actual		2010/11 Actual		2011/12 Actual		2012/13 Commitment	
	No. of Students	Amount	No. of Students	Amount	No. of Students	Amount	No. of Students	Amount	No. of Students	Amount	No. of Students	Amount
<b>TOTAL:</b>	<b>100%</b>	<b>100%</b>	<b>100%</b>	<b>100%</b>	<b>100%</b>	<b>100%</b>	<b>100%</b>	<b>100%</b>	<b>100%</b>	<b>100%</b>	<b>100%</b>	<b>100%</b>
<b>By Gender:</b>												
Female	43%	47%	42%	42%	43%	45%	45%	44%	37%	38%	52%	52%
Male	57%	53%	58%	58%	57%	55%	55%	56%	63%	62%	48%	48%
<b>By Type of Applicants:</b>												
New	100%	100%	82%	82%	18%	17%	26%	23%	54%	53%	60%	60%
Renewed	-	-	18%	18%	82%	83%	74%	77%	46%	47%	40%	40%
<b>By Type of Funding:</b>												
General Fund	17%	13%	55%	52%	67%	65%	77%	75%	90%	90%	71%	71%
Special Fund	83%	87%	45%	48%	33%	35%	23%	25%	10%	10%	29%	29%
<b>By City of Study:</b>												
Battambang	-	-	15%	12%	26%	22%	38%	34%	17%	18%	11%	11%
Phnom Penh	93%	92%	83%	86%	73%	77%	62%	66%	83%	82%	86%	86%
Takeo	-	-	1%	1%	1%	1%	-	-	-	-	-	-
Buriram (Thailand)*	-	-	1%	1%	-	-	-	-	-	-	-	-
Koh Kong	7%	8%	-	-	-	-	-	-	-	-	-	-
Sihanoukville	-	-	-	-	-	-	-	-	-	-	2%	2%
Svay Rieng	-	-	-	-	-	-	-	-	-	-	1%	1%
<b>By Year of Study:</b>												
Year 1	30%	32%	37%	36%	18%	17%	17%	14%	18%	17%	19%	19%
Year 2	33%	34%	26%	27%	34%	33%	22%	20%	29%	30%	27%	27%
Year 3	27%	26%	21%	21%	21%	21%	37%	40%	25%	24%	36%	36%
Year 4	10%	9%	16%	16%	21%	23%	18%	21%	21%	22%	14%	14%
Year 5	-	-	-	-	7%	5%	6%	5%	8%	7%	4%	4%



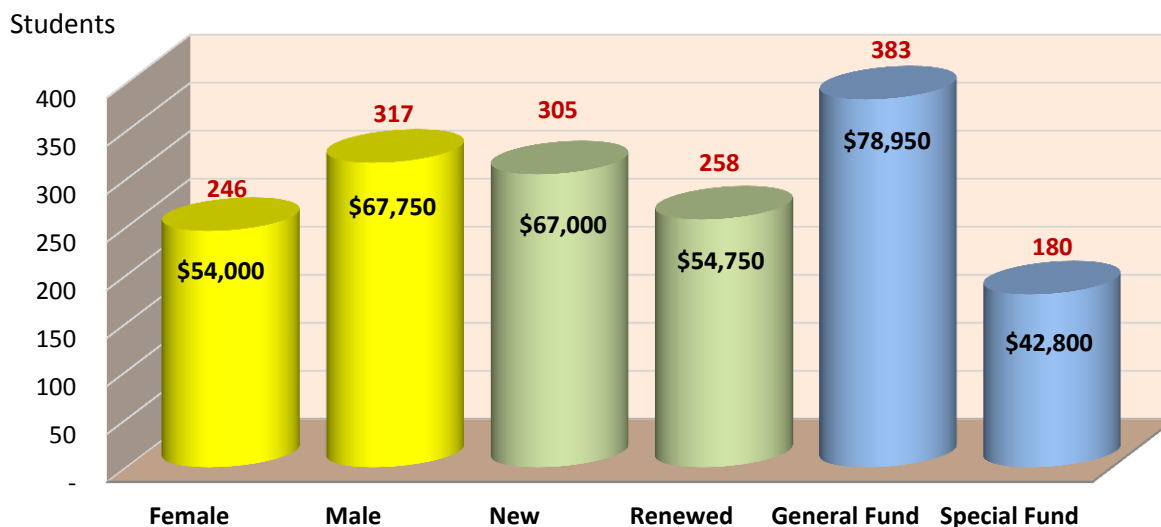


**Table 3. Total Six-Year Scholarship Awards, 2007/08 – 2012/13**

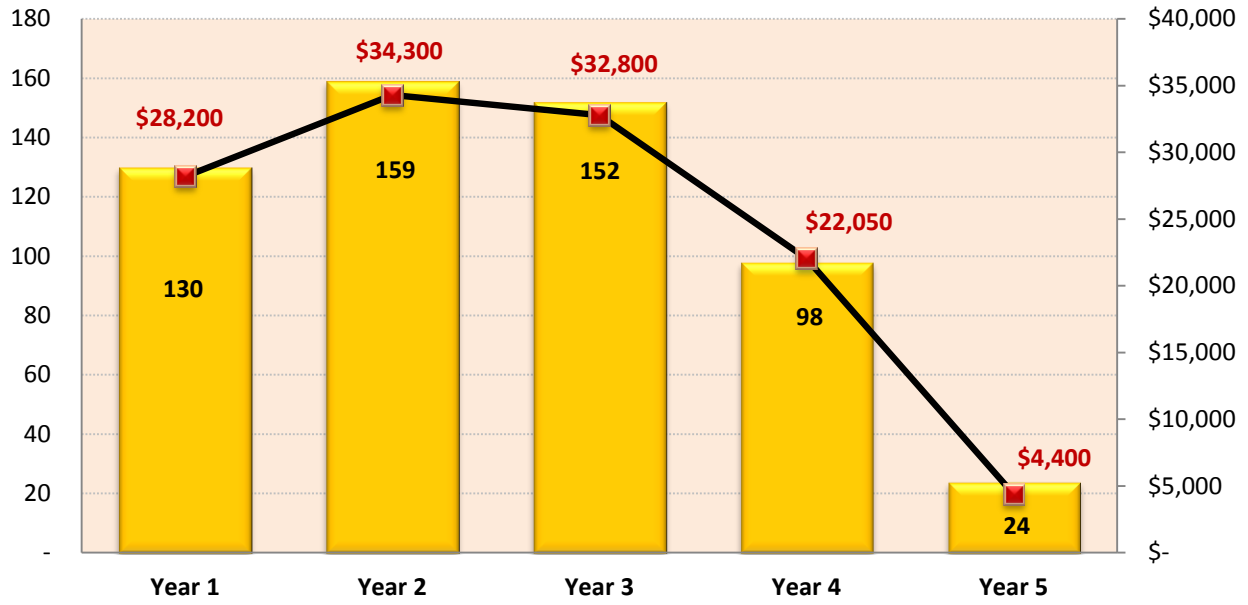
	Number of Students	Amount Granted (\$)	Number of Students (%)	Amount Granted (%)
<b>Total Awards</b>	<b>563</b>	<b>121,750</b>	<b>100%</b>	<b>100%</b>
New students	305	67,000	54%	55%
Renewed students	258	54,750	46%	45%
<b>By Gender</b>				
Male	317	67,750	56%	62%
Female	246	54,000	44%	38%
<b>By Type of Funding</b>				
General Fund	383	78,950	68%	90%
Special Fund	180	42,800	32%	10%
<b>By City of Study</b>				
Phnom Penh	449	99,700	79.8%	81.9%
Battambang	105	20,000	18.7%	16.4%
Takeo	2	450	0.4%	0.4%
Buriram (Thailand)	1	200	0.2%	0.2%
Koh Kong	2	600	0.4%	0.5%
Sihanoukville	3	600	0.5%	0.5%
Svay Rieng	1	200	0.2%	0.2%
<b>By Year of Study</b>				
Year 1	130	28,200	23%	17%
Year 2	159	34,300	28%	30%
Year 3	152	32,800	27%	24%
Year 4	98	22,050	17%	22%
Year 5	24	4,400	4%	7%

Note: Data for 2012/13 are on commitment basis. The percentage shares do not add to 100% due to rounding.

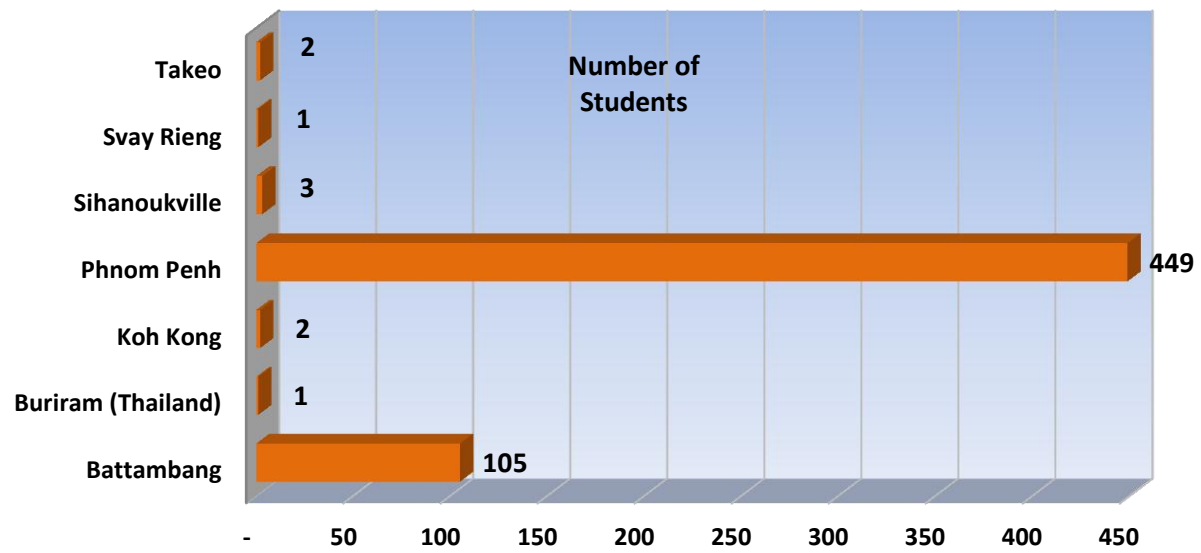
**Chart 4. Total Six-Year Scholarship Awards, 2007/08-2012/13  
(563 Students = \$121,750)**



Students **Chart 5. Total Six-Year Scholarship Awards by Year of Study, 2007/08-2012/13**



**Chart 6. Total Six-Year Scholarship Recipients by City of Study, 2007/08-2012/13**  
(563 Students = \$121,750)



**Table 4. Scholarship Awards for 2012/13 (commitment basis)**

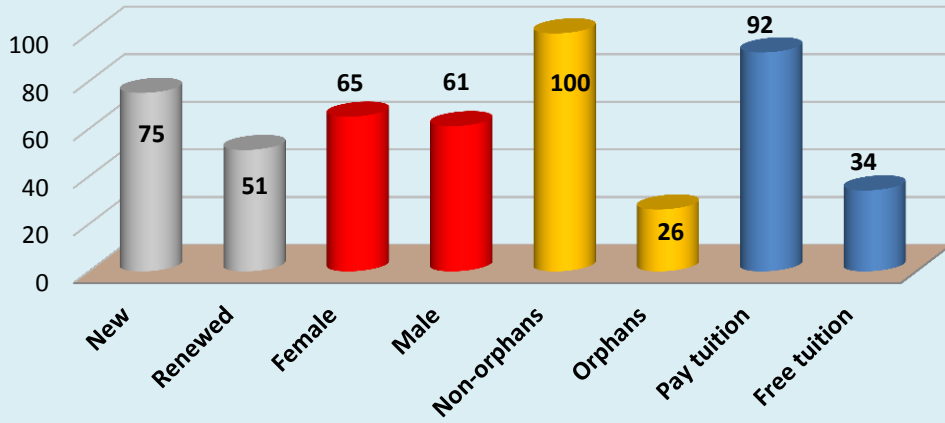
2012/13 Commitment	New Students	Renewed Students	TOTAL	% of Total	Commitment Amount (\$)	% of Total
<b><u>Total Applicants</u></b>	<b>100</b>	<b>64</b>	<b>164</b>	<b>100%</b>		
New	100	...	100	61%		
Renewed	...	64	64	39%		
<b><u>Total Awards</u></b>	<b>75</b>	<b>51</b>	<b>126</b>	<b>100%</b>	<b>\$ 25,300</b>	<b>100%</b>
New	75	...	75	60%	\$ 15,100	60%
Renewed	...	51	51	40%	\$ 10,200	40%
<b><u>Award Ratio (%)</u></b>	<b>75%</b>	<b>80%</b>	<b>77%</b>			
New	75%	...	75%			
Renewed	...	80%	80%			
<b><u>By Gender:</u></b>						
Female	43	22	65	52%	\$ 13,100	52%
Male	32	29	61	48%	\$ 12,200	48%
<b>Average age of all students (years)</b>	<b>19.57</b>	<b>20.94</b>	<b>20.13</b>			
Female	19.58	20.86	20.02			
Male	19.56	21.00	20.25			
<b><u>By extra curriculum activity:</u></b>						
With Community Services	34	7	41	33%	\$ 8,300	33%
Without Community Services	41	44	85	67%	\$ 17,000	67%
Non-orphans	65	35	100	79%	\$ 20,100	79%
Orphans	10	16	26	21%	\$ 5,200	21%
<b>Average parents' monthly income (\$)</b>	<b>\$134</b>	<b>\$109</b>	<b>\$124</b>			
Female students	\$136	\$105	\$125			
Male students	\$133	\$111	\$123			
Pay tuition	57	35	92	73%	\$ 18,500	73%
Free tuition	18	16	34	27%	\$ 6,800	27%
<b>Average annual tuition (\$)</b>	<b>\$365</b>	<b>\$391</b>	<b>\$376</b>			
Female	\$326	\$310	\$321			
Male	\$419	\$448	\$434			
Renters	26	15	41	33%	\$ 8,200	32%
Non-renters (no monthly rent)	49	36	85	67%	\$ 17,100	68%
<b>Average monthly rent (\$)</b>	<b>\$40</b>	<b>\$32</b>	<b>\$37</b>			
Female	\$27	\$24	\$26			
Male	\$49	\$34	\$43			
<b>Average student's monthly income (\$)</b>	<b>\$34</b>	<b>\$62</b>	<b>\$51</b>			
Female	\$32	\$57	\$48			
Male	\$35	\$64	\$52			
<b>Average student's monthly expenses (\$)</b>	<b>\$53</b>	<b>\$54</b>	<b>\$53</b>			
Female	\$55	\$53	\$54			
Male	\$50	\$55	\$52			

Scholarship Awards for 2012/13	New Students	Renewed Students	TOTAL	% of Total	Commitment Amount (\$)	% of Total
<b><u>By Type of Funding:</u></b>						
General Fund	59	31	90	71%	\$ 18,000	71%
Special Fund	16	20	36	29%	\$ 7,300	29%
Bunkorn YUN (CAN)	0	17	17	13%	\$ 3,400	13%
Heang Taing SRUN (MN)	15	0	15	12%	\$ 3,000	12%
Dave Khuon (Chicago)	0	2	2	2%	\$ 400	2%
Sida LEI (VA)	1	0	1	1%	\$ 300	1%
Soy Nhim (MD)	0	1	1	1%	\$ 200	1%
<b><u>By City of Study:</u></b>						
Phnom Penh	67	41	108	86%	\$ 21,700	86%
Battambang	5	9	14	11%	\$ 2,800	11%
Sihanoukville	2	1	3	2%	\$ 600	2%
Svay Rieng	1	0	1	1%	\$ 200	1%
<b><u>By Year of Study:</u></b>						
Year 1	24	0	24	19%	\$ 4,800	19%
Year 2	25	9	34	27%	\$ 6,800	27%
Year 3	21	24	45	36%	\$ 9,100	36%
Year 4	4	14	18	14%	\$ 3,600	14%
Year 5	1	4	5	4%	\$ 1,000	4%
<b><u>By Academic Grade / GPA (2011/12):</u></b>						
A / 4.0	7	0	7	6%	\$ 1,400	6%
A- / 3.75	1	0	1	1%	\$ 200	1%
B+ / 3.50	11	4	15	12%	\$ 3,000	12%
B / 3.0	31	30	61	48%	\$ 12,200	48%
C+ / 2.5	10	7	17	13%	\$ 3,500	14%
C / 2.0	13	10	23	18%	\$ 4,600	18%
D / 1.5	2	0	2	2%	\$ 400	2%
E / 1.0	0	0	0	0%	\$ -	0%
<b><u>By Student's Birth Place (17):</u></b>						
Takeo	15	17	32	25%	\$ 6,400	25%
Battambang	8	13	21	17%	\$ 4,200	17%
Kg Cham	11	5	16	13%	\$ 3,300	13%
Phnom Penh	9	4	13	10%	\$ 2,600	10%
Kandal	6	1	7	6%	\$ 1,400	6%
Kg Thom	6	1	7	6%	\$ 1,400	6%
Prey Veng	4	2	6	5%	\$ 1,200	5%
Kg Speu	3	1	4	3%	\$ 800	3%
Banteay Meanchey	1	2	3	2%	\$ 600	2%
Kg Chhnaing	1	2	3	2%	\$ 600	2%
Kratie	2	1	3	2%	\$ 600	2%
Siem Reap	3	0	3	2%	\$ 600	2%
Pursat	2	0	2	2%	\$ 400	2%
Sihanouk	2	0	2	2%	\$ 400	2%
Svay Rieng	1	1	2	2%	\$ 400	2%
Kampot	0	1	1	1%	\$ 200	1%
Monduliri	1	0	1	1%	\$ 200	1%

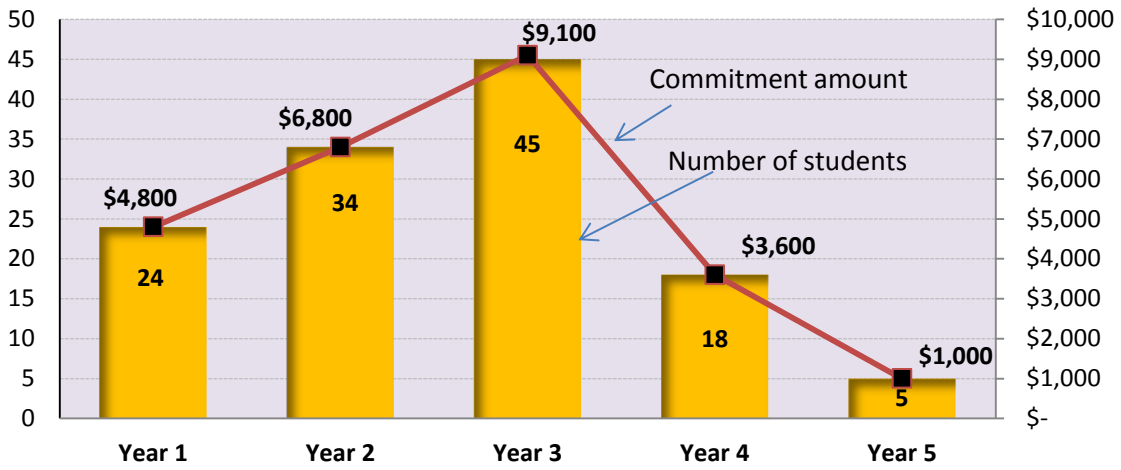


Scholarship Awards for 2012/13	New Students	Renewed Students	TOTAL	% of Total	Commitment Amount (\$)	% of Total
<b><u>By University (21):</u></b>						
Institute of Technology of Cambodia	45	24	69	55%	\$ 13,900	55%
University of Management & Economics-BTB	1	9	10	8%	\$ 2,000	8%
Royal University of Phnom Penh	6	5	11	9%	\$ 2,200	9%
University of Health Sciences	2	4	6	5%	\$ 1,200	5%
Cambodian Mekong University	1	2	3	2%	\$ 600	2%
Life University - Sihanoukville	2	1	3	2%	\$ 600	2%
Norton University	2	1	3	2%	\$ 600	2%
National University of Management	3	0	3	2%	\$ 600	2%
Royal University of Agriculture	3	0	3	2%	\$ 600	2%
University of Battambang	3	0	3	2%	\$ 600	2%
Institute of Foreign Languages	0	2	2	2%	\$ 400	2%
Institute of Specialized Economics and Finance	1	0	1	1%	\$ 200	1%
National Institute of Business	1	0	1	1%	\$ 200	1%
National Polytechnic Institute of Cambodia	1	0	1	1%	\$ 200	1%
National Technical Training Institute	0	1	1	1%	\$ 200	1%
Paññāsāstra University of Cambodia - BTB	1	0	1	1%	\$ 200	1%
Pre-School Teacher Training Center	0	1	1	1%	\$ 200	1%
Royal University of Law and Economics	0	1	1	1%	\$ 200	1%
Svay Rieng University	1	0	1	1%	\$ 200	1%
Vanda Institute	1	0	1	1%	\$ 200	1%
Zaman University	1	0	1	1%	\$ 200	1%
<b><u>By Major Field of Study (31):</u></b>						
Civil engineering	23	11	34	27%	\$ 6,800	27%
Electrical engineering	8	7	15	12%	\$ 3,100	12%
Chemical engineering & Food Technology	8	4	12	10%	\$ 2,400	9%
Accounting	4	4	8	6%	\$ 1,600	6%
Agronomy	4	1	5	4%	\$ 1,000	4%
Banking & finance	4	0	4	3%	\$ 800	3%
Medicine	1	3	4	3%	\$ 800	3%
Geo-resource engineering	1	2	3	2%	\$ 600	2%
Khmer Literature	2	1	3	2%	\$ 600	2%
Mathematics	1	2	3	2%	\$ 600	2%
Mining engineering	2	1	3	2%	\$ 600	2%
Nursing	2	1	3	2%	\$ 600	2%
Architecture	2	0	2	2%	\$ 400	2%
Computer Science	0	2	2	2%	\$ 400	2%
Geography	2	0	2	2%	\$ 400	2%
Information technology	1	1	2	2%	\$ 400	2%
International Studies	1	1	2	2%	\$ 400	2%
Management	0	2	2	2%	\$ 400	2%
Mechanical engineering	1	1	2	2%	\$ 400	2%
Pharmacy	1	1	2	2%	\$ 400	2%
Public administration	1	1	2	2%	\$ 400	2%
Rural engineering	1	1	2	2%	\$ 400	2%
Business Economics	0	1	1	1%	\$ 200	1%
English	0	1	1	1%	\$ 200	1%
Environmental sciences	1	0	1	1%	\$ 200	1%
Geotechnical engineering	1	0	1	1%	\$ 200	1%
Human Resources Management	0	1	1	1%	\$ 200	1%
Hydrology	1	0	1	1%	\$ 200	1%
Law	1	0	1	1%	\$ 200	1%
Pre-School Teacher Trainee	0	1	1	1%	\$ 200	1%
Rural Development Technician	1	0	1	1%	\$ 200	1%

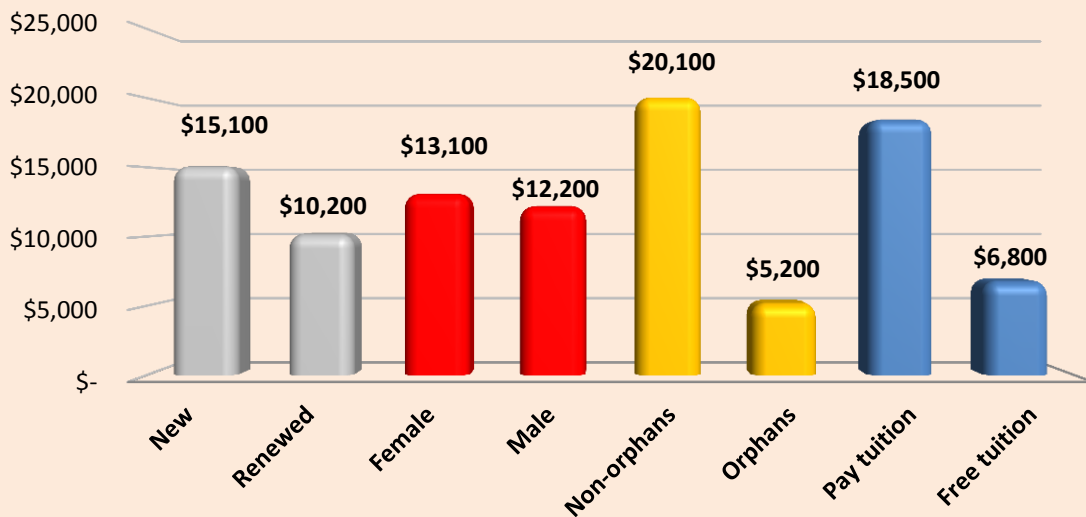
**Chart 7. Scholarship Recipients for 2012/13 (126 Students)**



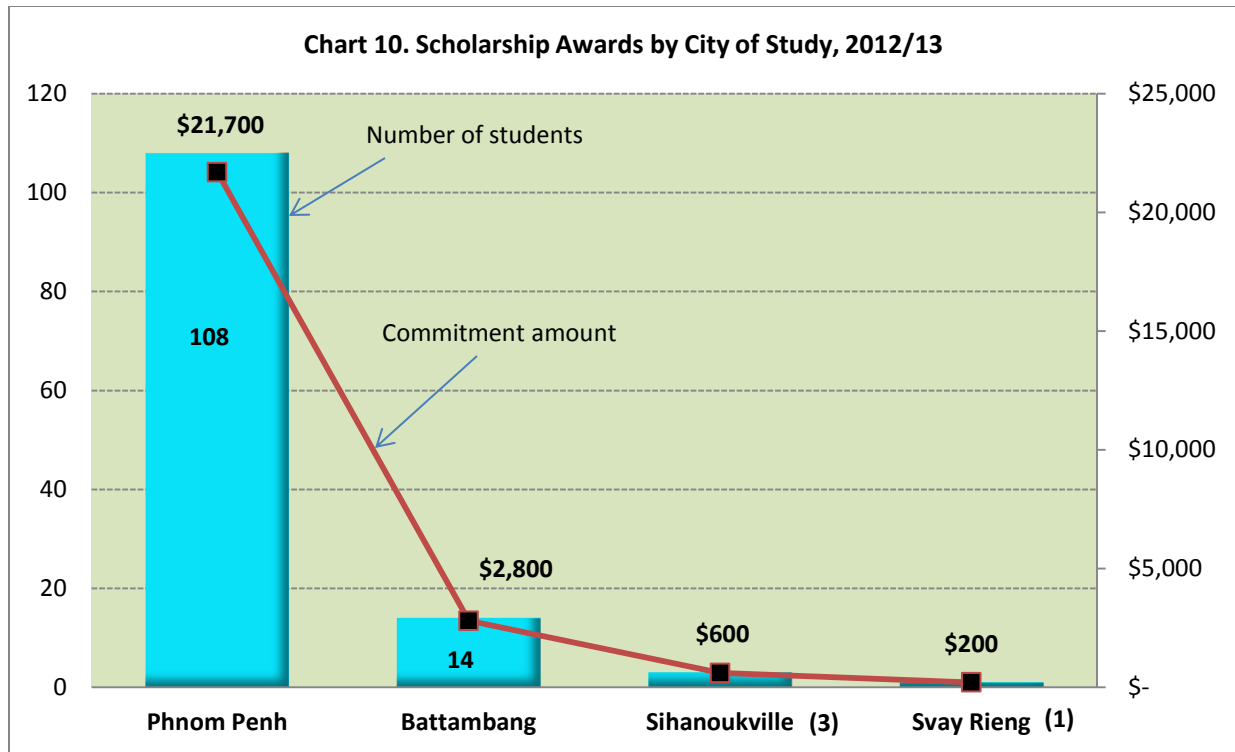
**Chart 8. Scholarships by Year of Study, 2012/13**



**Chart 9. Commitment Amounts for 2012/13 (\$25,300)**



**Chart 10. Scholarship Awards by City of Study, 2012/13**



**List of Universities (21):**

CMU	Cambodian Mekong University	Phnom Penh
IFL	Institute of Foreign Languages	Phnom Penh
ISEF	Institute of Specialized Economics and Finance	Phnom Penh
ITC	Institute of Technology of Cambodia	Phnom Penh
LU-Sihanoukville	Life University - Sihanoukville	Sihanoukville
NIB	National Institute of Business	Phnom Penh
NPIC	National Polytechnic Institute of Cambodia	Phnom Penh
NTTI	National Technical Training Institute	Phnom Penh
NUM	National University of Management	Phnom Penh
NU	Norton University	Phnom Penh
PUC_BT B	Paññāsāstra University of Cambodia - BTB	Battambang
PSTTC	Pre-School Teacher Training Center	Phnom Penh
RUA	Royal University of Agriculture	Phnom Penh
RULE	Royal University of Law and Economics	Phnom Penh
RUPP	Royal University of Phnom Penh	Phnom Penh
SRU	Svay Rieng University	Svay Rieng
UBB	University of Battambang	Battambang
UHS	University of Health Sciences	Phnom Penh
UME-BTB	University of Management & Economics-BTB	Battambang
VI	Vanda Institute	Phnom Penh
ZAMAN	Zaman University	Phnom Penh